

NEW AMERICANS IN WASHINGTON D.C.




13.5% of Washingtonians are foreign born.

12.7% of Washingtonians are Latino or Asian.


39.7% of immigrants in the state are eligible to vote.

10.5% of registered voters are New Americans.



Washington D.C. has 8,563 foreign students who contribute **\$300.9 million** to the state economy.

53.4% of foreign-born adults have a bachelor's degree or higher.




Immigrants are **18%** of the District's workforce. **6.1%** of the workforce is unauthorized.

Asian-owned businesses in Washington D.C. have sales and receipts of **\$1.8 billion**.

Latino-owned businesses in Washington D.C. have sales and receipts of **\$975 million**.

The purchasing power of Washington D.C.'s Latino population and Asian population, respectively, is **\$2 billion** and **\$1.1 billion**.



86.6% of Washington D.C.'s children with immigrant parents are U.S. citizens.

90.8% of children with immigrant parents are English proficient.

DID YOU KNOW? Washington D.C. would lose **\$1 billion** in economic activity if all unauthorized immigrants were removed.

www.immigrationpolicy.org